

TOP Dance: Let's dance... Places and Times... Cultural

Topic, theme or idea
Bollywood

15



Stimuli

Bollywood films
Indian culture and stories
Hand, face and
eye gestures

Word bank

eyes flicks gesture expression hands hips sway sweet face footwork story precision elegant curved emotion posture

Select a focus

Bollywood style

Choose movement words

Sweep, bounce, flick,
kick, hand gestures,
hips sway, articulate,
eye and facial
expression.



Develop movement vocabulary and motifs

- ▶ Children to watch a clip from a Bollywood film. Ask questions to determine what they know about the dance style, e.g. has anyone done any Bollywood dancing before, what are your first impressions, how would you describe it?
- ▶ Using support resource cards experiment trying different Indian style hand, face and eye gestures.
- ▶ Practise copying Bollywood style moves as seen in the film/ dance extract or still images.
- ▶ Example moves include: sweeping hands and arms down to the right and left in a curved motion, transfer weight from right to left foot in a bouncing action. Right-left-right (1 & 2), Left-right-left (3 & 4), make a beak-like gesture with hands, place on shoulders and sway hips side to side transferring weight from right to left foot. Head always follows the hands.
- ▶ In groups of two, four or six, children select a minimum of four moves to compose a repeatable sequence. Children should decide:
 - ▶ the order of the steps
 - ▶ how many of each to do (always an even number)
 - ▶ which way to face
 - ▶ the group formations.

Developing the movement phase into a dance using STEP

- S** Adapt the Bollywood routine to show a minimum of two different formations, e.g. a circle or a diagonal line.
- T** children to create their own Bollywood steps or use more ideas from films to add to their group dance.
- E** change the piece of music: what adjustments are required to fit the dance to the new piece? Is it faster or slower?
- P** children to share and perform their ideas and ask for suggestions on how they can make improvements to the different relationship and formations they have choreographed.

Create a movement phrase

- ▶ That tells a short story – children inventing hand gestures and Bollywood-style step patterns focusing on precision and facial expression.



Skills

Example

Thinking Me

Explore	Experiment	What has been the most effective way to copy the movements of Bollywood style?
Compose	Create	How did you use different gestures and body parts?
Perform	Compare	What advice have you been given that will enhance your performance?

Social Me

Explore	Contribution	Show the ideas did you put forward for the group dance.
Compose	Negotiate	How did you agree which were the most appropriate gestures to include in your dance?
Perform	Respond appropriately	Why is it important to respond positively to suggestions given?





Healthy Me

Explore	Confidence	Describe the Bollywood style movements you have performed well – how do you know?
Compose	Ask for help	What are the benefits of asking someone to help you develop ideas?
Perform	Take responsibility	If you make a mistake when performing how do you react?

Physical Me

Explore	Accuracy	How can you improve the accuracy of your movements?
Compose	Spatial awareness	Describe the different floor patterns and pathways you have used.
Perform	Improve fluency	What linking movements have you used to improve when performing your dance?

Resources

-  Captain Bhangra Da. Partners in Rhyme on Rough Guide to Bhangra Dance
Punjabi wedding song from the film Bride and Prejudice soundtrack album
Indestructible Asian Beats by various artists
-  Bride and Prejudice – Casablanca 2005 <http://www.youtube.com/watch?v=tSSTaPDSsIQ> (7mins into clip)
-  Pictures of Indian hand gestures and styles of movement
-  <http://www.monkeysee.com/play/1927-how-to-bollywood-dance> - how to Bollywood dance

 **WARNING – when searching for Bollywood films, music and clips exercise caution: some sites are not appropriate for children.**

Learning connections

History/Geography

Different Indian cultures and legends

Drama

Exploring myths and stories :
Ramayana and Mahabharata

RE

Religious beliefs from other countries

Language/literacy

Types and use of sign language

YST_MAT_TOPD_01
© Youth Sport Trust 2011

MATALAN
Sporting
Promise

working in partnership with
Youth Sport Trust