

TOP Dance: Communication...

Laugh-a-minute

Topic, theme or idea
Comedy and cartoons

1



Stimuli

Laurel & Hardy,
Tom & Jerry films

Cartoon, clown
characters

Word bank


stretch
posing
fall
fight
mimic
pointing
joke
funny
faces
small
biggestures
bend
tumble
awkward
twist
tussle
still

Select a focus

MIMIC and MIME

Choose movement words

Posing, gesture, point,
still, bend, stretch,
twist, big, small.



Developing the movement phase into a MIME and MIMIC dance using STEP

- S** Explore different pathways when performing the motif to meet and greet/pass other dancers.
- T** Develop relationships with partner work – copying, shadowing, meeting and greeting, taking turns to perform and reacting to each other's motif – MIMIC and MIME . 'A 'performs first. 'B' performs next. Repeat – action/reaction.
- E** Remind and refresh ideas by referring to still pictures/images/DVD to emphasise gesture and shape, especially awkward and unusual shapes.
- P** Copying and mirroring in pairs and small groups. Use each pair's motif to perform a comic strip or clown story.

Develop movement vocabulary and motifs

- ▶ Explore gestures, e.g. waving, pointing, shaking body parts, shrugging shoulders. Exaggerate movement by making it big and repeat it focusing on the size of movement. Combine and link two or three gestures – a gesture motif.
- ▶ Explore different ways of walking in and – a travelling motif.
- ▶ Use still picture images to create funny poses/shapes – select one or two contrasting poses to make a shape motif.

Create a movement phrase

- ▶ Combining gesture, travel, shape (pose) motifs together in a set or random order to form a movement phrase. Practise to get smooth links.



Skills

Example

Thinking Me

Explore	Experiment	What did you do to make the gestures clear and bold?
Compose	Decision making	How did you decide which movements to include in your motifs?
Perform	Analyse	Which poses/positions of stillness were the funniest and why?

Social Me

Explore	Listening	What did you find most helpful as a result of listening to your partners ideas?
Compose	Take turns	Why would you both take turns to copy or shadow each other's movements?
Perform	Co-operation	What do you and your partner need to consider to perform a mimic and mime partner dance?




Healthy Me

Explore	Ownership	If you make a mistake when practising or performing, how do you react?
Compose	Perseverance	When you find an action or movement hard to perform why do you keep practising?
Perform	Confidence	How do you know when you have performed well?

Physical Me

Explore	Maintain balance	Describe or show what you found helps when moving from one pose/position of stillness to another.
Compose	Using different levels	What was the effect of using different levels?
Perform	Partner work	How did you make sure your timing was accurate when using different relationship formations with your partner?

Resources

-  "One Step Beyond", "Nutty Themes" and "Fireball XL5" - Madness
Business Looney Tunes - The Wacky Cartoon Music Companion
-  Looney Tunes Bumper Edition, Volume 7 from Warner Bros Family Entertainment (1998)
-  www.cartoonresearch.com/gertein
cartoonmusic
- www.cartoonnetwork.com/video
- www.cartooncritters.com
- www.audiosparx.com
clips of classic cartoon sounds
- www.soundboard.com/sb/looney_tunes_music.aspx
free cartoon music, Looney Tunes music etc

Learning connections

- Literacy**
Comic strip stories and story boards.
- Art**
Creating and drawing characters.
- Science**
Making moving pictures.
- Design and Technology**
Making puppets.
Composing musical accompaniment.

YST_MAT_TOPD_01
© Youth Sport Trust 2011

MATALAN
Sporting
Promise

working in partnership with
Youth Sport Trust